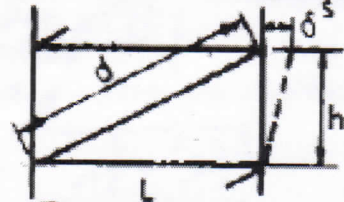
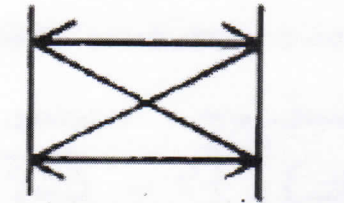
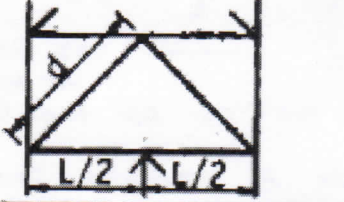
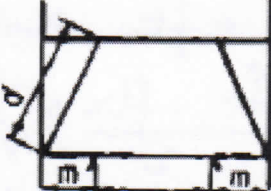
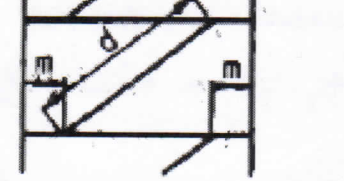


TYPE OF BRACING	DIMENSIONS	SHEAR DEFLECTION PER STORY
SINGLE DIAGONAL		$\delta^S = \frac{Q}{E} \left(\frac{d^3}{L^2 A_d} + \frac{L}{A_g} \right)$
DOUBLE DIAGONAL		$\delta^S = \frac{Q}{2E} \left(\frac{d^3}{L^2 A_d} \right)$
K-BRACE		$\delta^S = \frac{Q}{E} \left(\frac{2d^3}{L^2 A_d} + \frac{L}{4A_g} \right)$
STORY HEIGHT KNEE-BRACE		$\delta^S = \frac{Q}{E} \left(\frac{d^3}{2m^2 A_d} + \frac{m}{2A_g} + \frac{h^2 (L-2m)^2}{12I_g L} \right)$
OFFSET DIAGONAL		$\delta^S = \frac{Q}{E} \left(\frac{d^3}{(L-2m)^2 A_d} + \frac{(L-2m)}{A_g} + \frac{h^2 m^2}{3I_g L} \right)$

Q is the story shear

A_d is the sectional area of a diagonal

A_g and I_g are, respectively, the sectional area and inertia of the upper girder

E is the elastic modulus